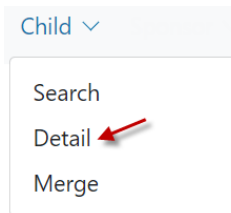


KinderConnect - Adding Non-Subsidized Children

Non-Subsidized children are children who are not currently authorized to receive subsidized child care at a provider.

- A** Click **Detail** under Child. Note: A child must be added before the **Parent/Sponsor** is added.



Child ▾

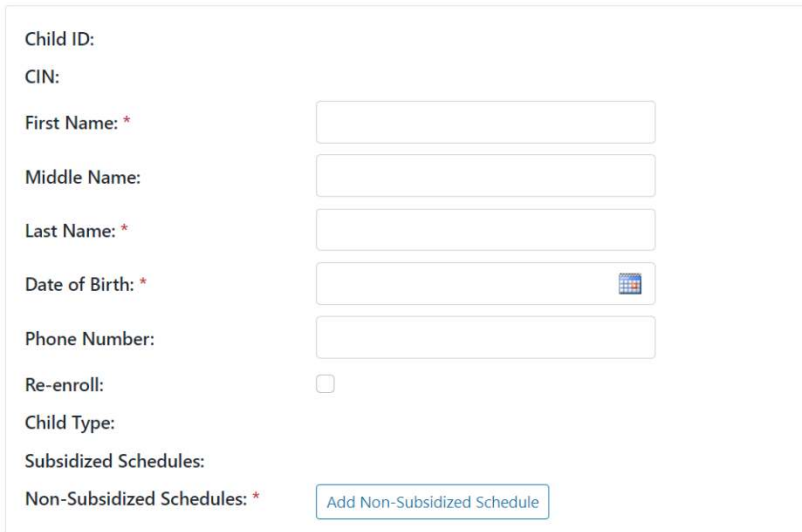
- Search
- Detail
- Merge

- B** Add a non-subsidized child by pressing **New** to create a new record. Enter the required information for the child indicated by a red asterisk (*).

Child Detail



New Save Cancel



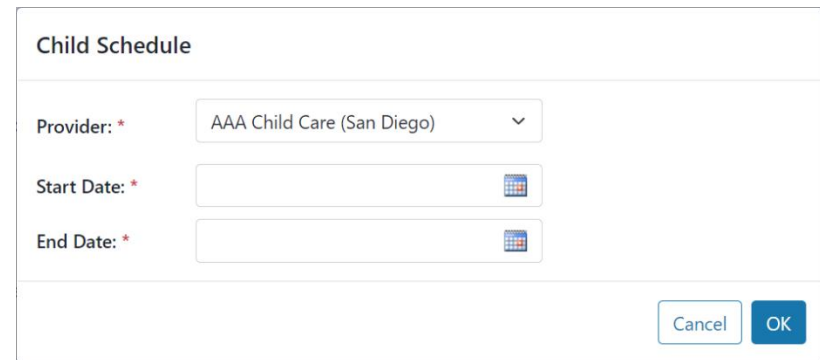
Child ID:
CIN:
First Name: *
Middle Name:
Last Name: *
Date of Birth: *
Phone Number:
Re-enroll: ☐
Child Type:
Subsidized Schedules:
Non-Subsidized Schedules: * Add Non-Subsidized Schedule

- C** Click on **Add Non-Subsidized Schedule**.

Non-Subsidized Schedules: *

Add Non-Subsidized Schedule

- D** Enter a **Start Date** and **End Date**. We recommend setting the **End Date** out one year. Press **OK** to return to the child **Detail** page.



Child Schedule

Provider: * AAA Child Care (San Diego) ▾

Start Date: *

End Date: *

Cancel OK

- E** Press **Save**. A message will display indicating the record saved successfully.